

C O N T E N T

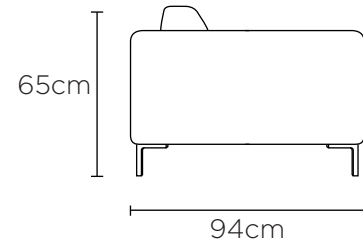
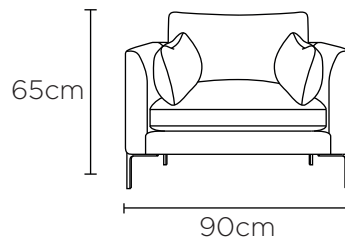
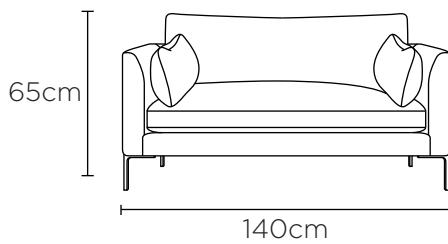
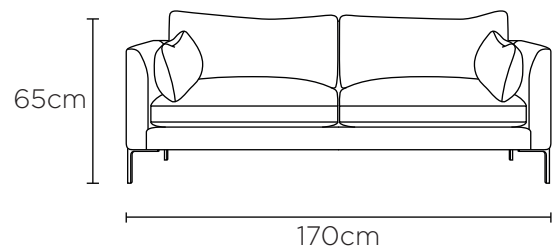
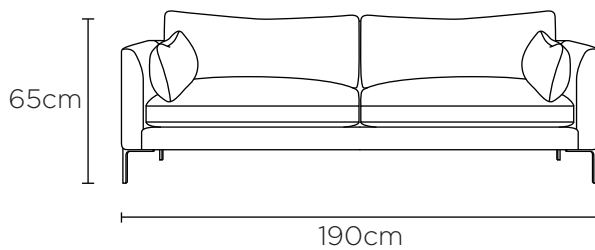
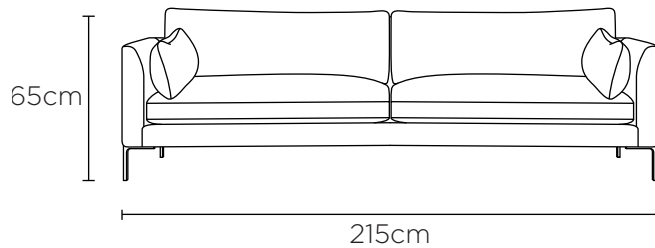
Terence Conran

Ellis

The Ellis is a sophisticated and contemporary design in any language. The clear horizontal and vertical lines that are very obvious in the contours of the base and stainless steel legs provide a strong but pleasing contrast to the casual look of the comfortable feather-filled cushions. Another tribute to the Terence Conran ethos; good design should give you pleasure and improve the quality of life through furniture that is affordable, works and looks beautiful.



Ellis 2, 3 and 4 seat sofa, snuggler and armchair



FRAME CONSTRUCTION

Constructed from solid, seasoned beech/ birch wood. All joints are screwed, dowelled, glued and clamped until set.

SUSPENSION

SEAT: Steel serpentine sprung unit.

BACK: Layered foam covered in high resilience woven webbing.

CUSHION FILLING

SEAT: De-quilled duck feather.

BACK: De-quilled duck feather.

LEGS

Brushed stainless steel.

AVAILABLE OPTIONS

- COM.